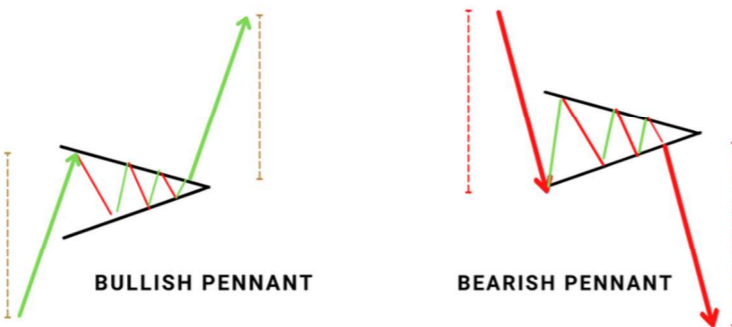
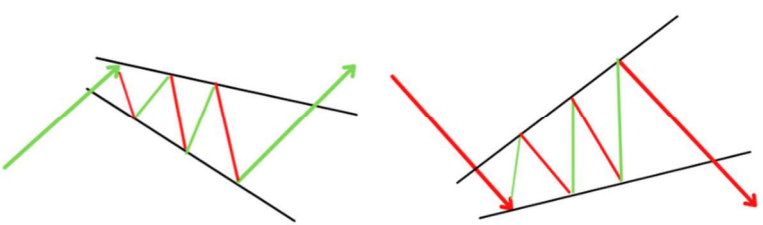
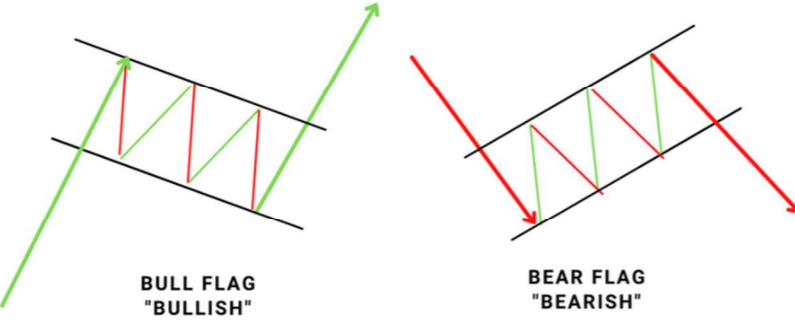
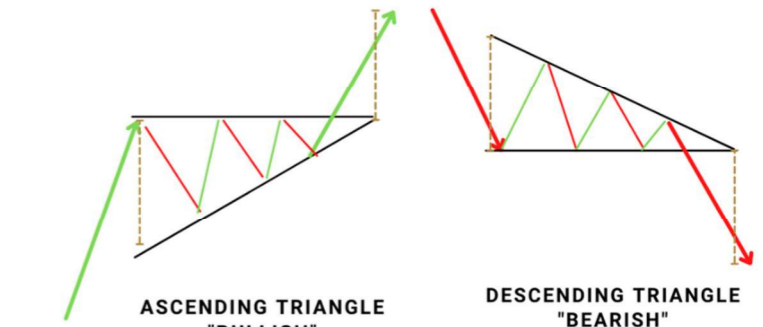
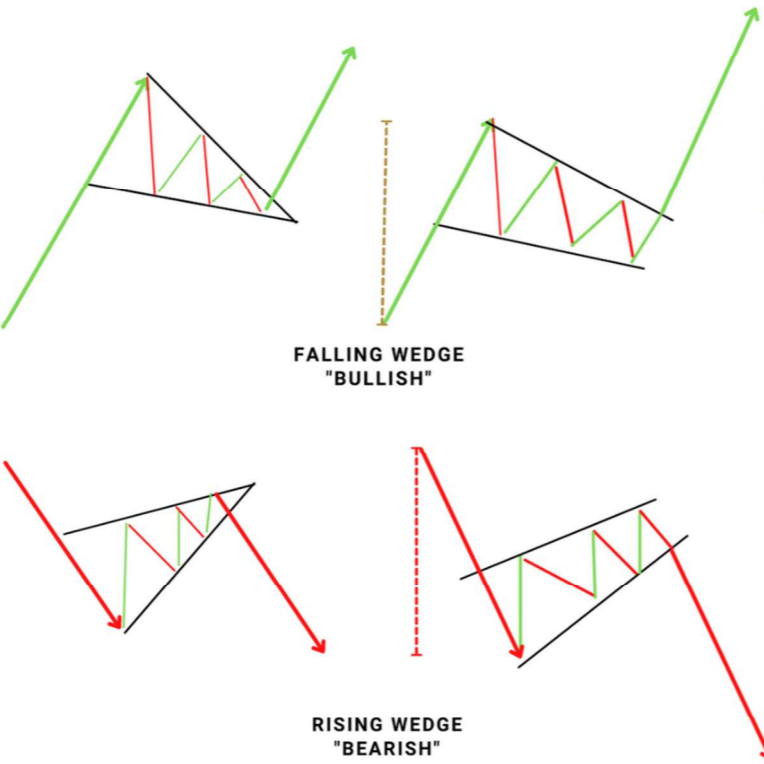
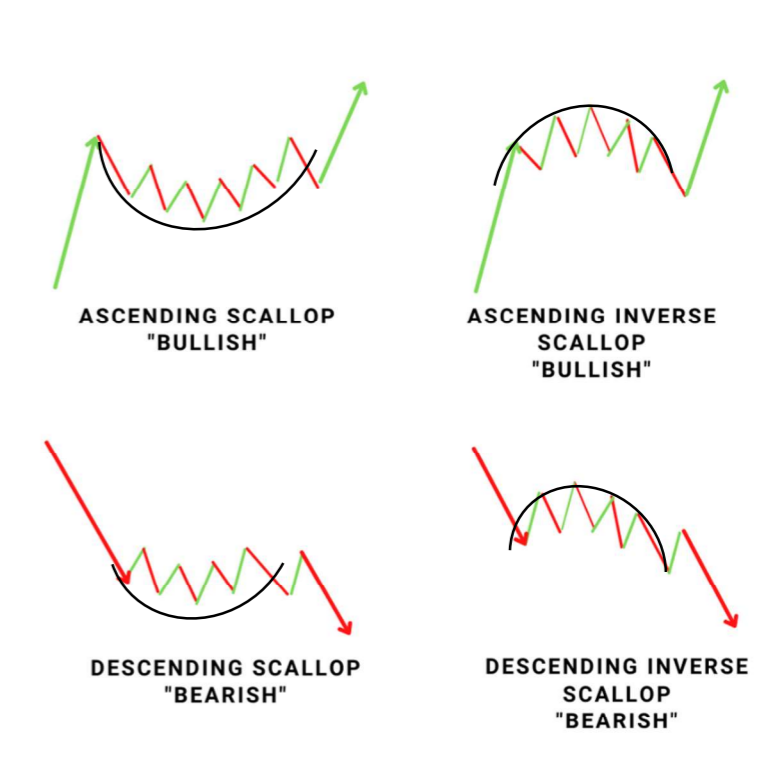
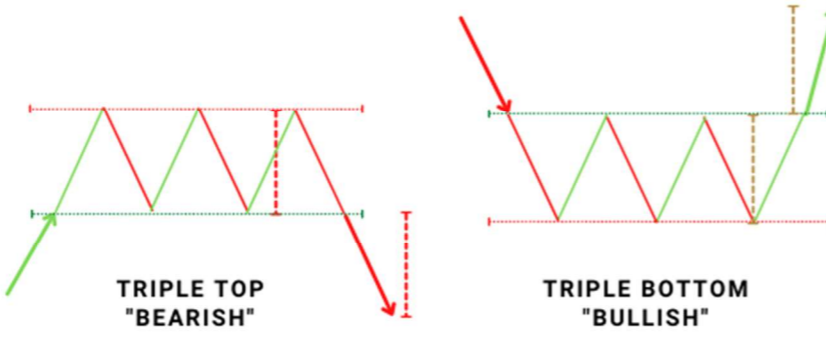
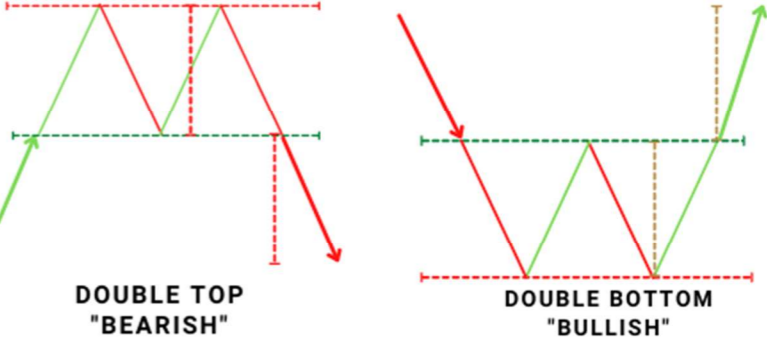
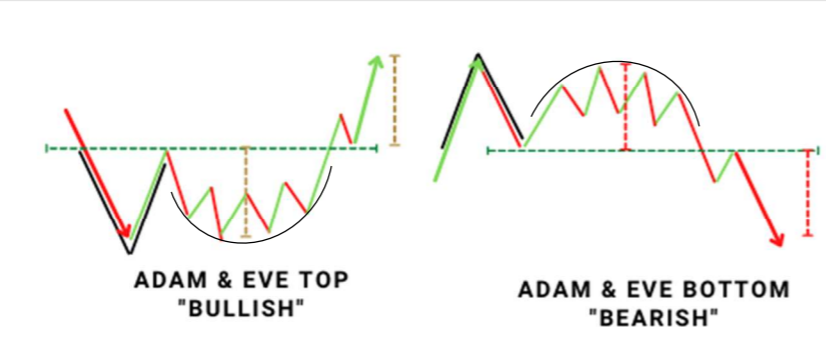
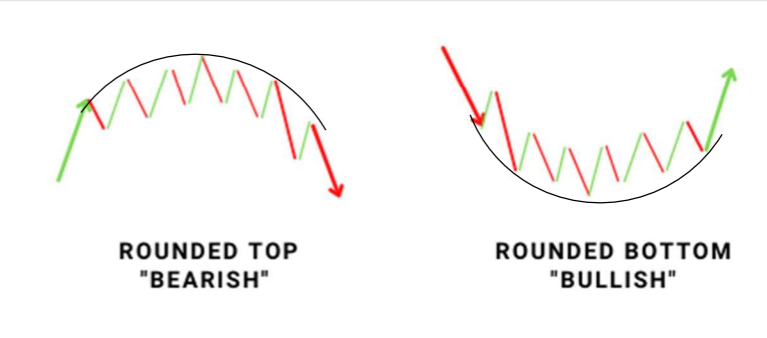
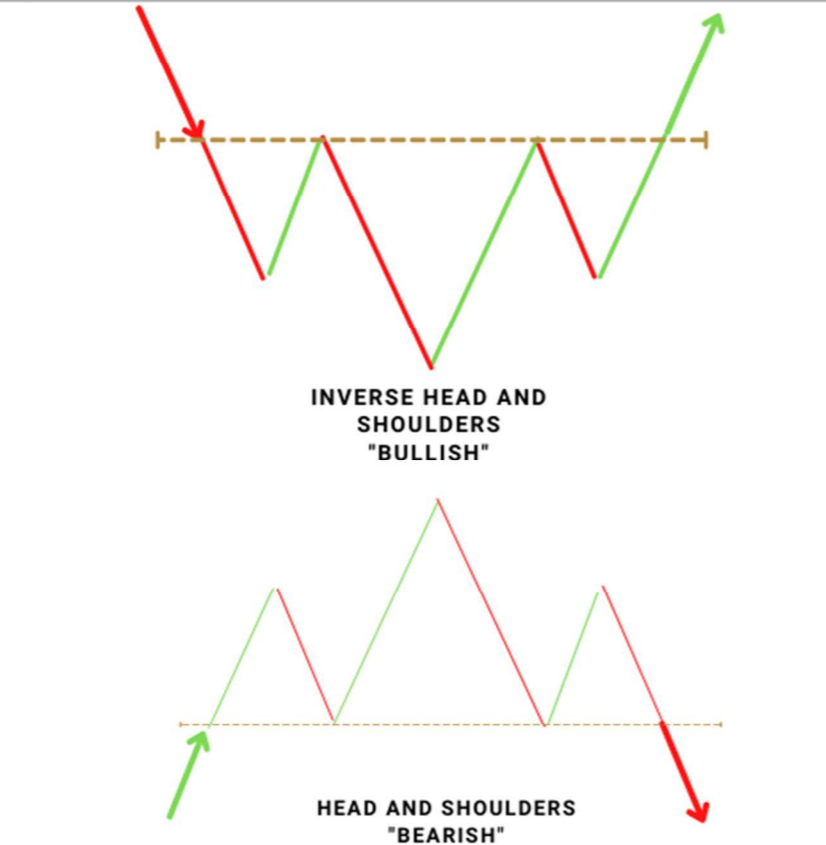
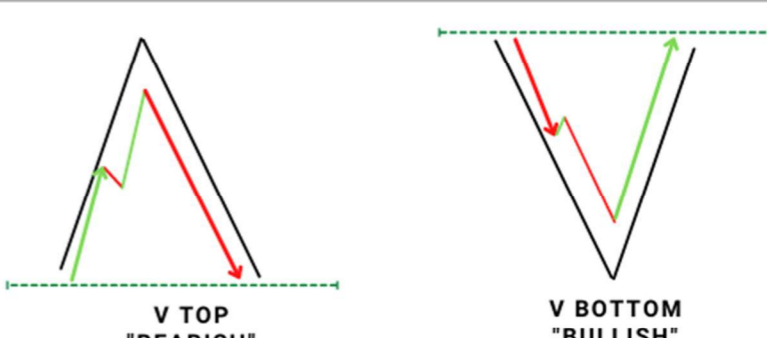
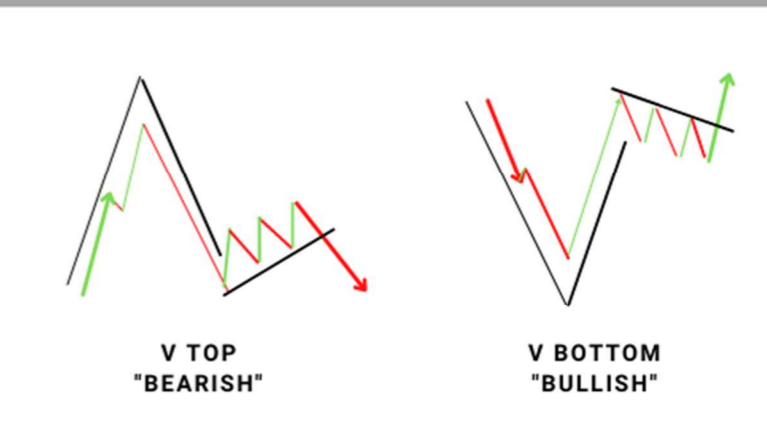


<p><b>Bullish/Bearish Pennants</b></p> <p>Flagpole should be unusually steep, typically caused by an impulse move, breakout upwards 57% of the time.</p> <p>Tight patterns form better.</p> <p>Average success rate 60%</p>	 <p><b>BULLISH PENNANT</b>      <b>BEARISH PENNANT</b></p>	<p><b>Descending and Ascending Broadening Wedge</b></p> <p>Works best with 5 touches. There should be a partial rise or decline usually.</p> <p>Descending: Breaks upwards 72% of the time. Partial rise works 33% of the time, Partial decline works 79% of the time.</p> <p>Ascending: Breaks downward 52% of the time. Partial rise works 60% of the time, Partial decline works 65% of the time</p>	 <p><b>DESCENDING BROADENING WEDGE "BULLISH"</b>      <b>ASCENDING BROADENING WEDGE "BEARISH"</b></p>
<p><b>Bull/Bear Flag</b></p> <p>Tight patterns perform better than loose patterns, upwards breakout 60% of the time. Flagpole needs to be steep and vertical or is invalid.</p>	 <p><b>BULL FLAG "BULLISH"</b>      <b>BEAR FLAG "BEARISH"</b></p>	<p><b>Ascending/ Descending Triangle</b></p> <p>Requires at least 5 touches, avoid if pattern has a lot of white space.</p> <p>Descending: Breakout upward 53% of the time, when pattern is 60% complete.</p> <p>Ascending: Breakout upward 63% of the time, when pattern is 62% complete</p> <p>Average success rate 68%</p>	 <p><b>ASCENDING TRIANGLE "BULLISH"</b>      <b>DESCENDING TRIANGLE "BEARISH"</b></p>
<p><b>Falling/Rising Wedge</b></p> <p>Requires at least 5 touches.</p> <p>Falling: Breakout upward 68% of the time when pattern is 61% complete</p> <p>Rising Breakout downward 60% of the time when pattern is 66% complete</p>	 <p><b>FALLING WEDGE "BULLISH"</b>      <b>RISING WEDGE "BEARISH"</b></p>	<p><b>Descending/ Ascending/ Inverse Scallop</b></p> <p>Breakout trade. Place stops above/below handle.</p> <p>Hits price target around 60% of the time.</p>	 <p><b>ASCENDING SCALLOP "BULLISH"</b>      <b>ASCENDING INVERSE SCALLOP "BULLISH"</b></p> <p><b>DESCENDING SCALLOP "BEARISH"</b>      <b>DESCENDING INVERSE SCALLOP "BEARISH"</b></p>

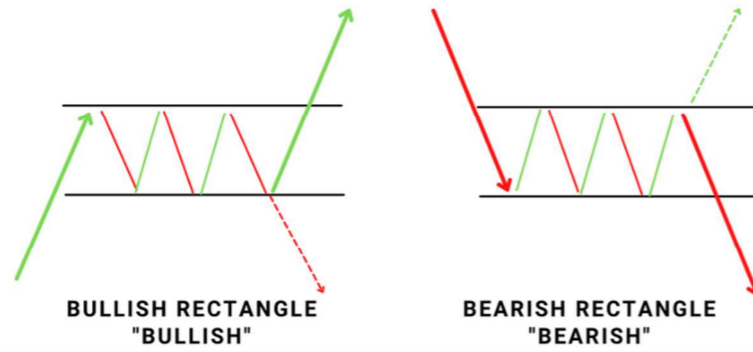
<p><b>Triple Tops/Bottoms</b></p> <p>Triple bottoms perform best at the end of a huge downtrend, tops after a huge uptrend.</p> <p>If the 3rd valley has a slightly higher bottom or slightly lower top expect better performance.</p> <p>Triple top 77.59 Triple bottom 79.33%</p>	 <p>TRIPLE TOP "BEARISH"</p> <p>TRIPLE BOTTOM "BULLISH"</p>	<p><b>Double Tops/Bottoms</b></p> <p>Breakout trade. Buy upon breakout of support/resistance. Patterns that have a weaker pullback perform better.</p> <p>Can also be Adam and eve, Adam and adam or eve and eve top or bottom.</p> <p>Double top 75% Double bottom 78.55%</p>	 <p>DOUBLE TOP "BEARISH"</p> <p>DOUBLE BOTTOM "BULLISH"</p>
<p><b>Adam &amp; Eve Bottom / Top</b></p> <p>Breakout trade. If there is no significant trend before pattern, expect a weak breakout.</p> <p>65% chance it heads the wrong direction so wait for confirmation of breakout.</p>	 <p>ADAM &amp; EVE TOP "BULLISH"</p> <p>ADAM &amp; EVE BOTTOM "BEARISH"</p>	<p><b>Rounded Bottoms / Tops</b></p> <p>Forms a rounded bottom, top as price reverses. Taller Patterns perform better.</p> <p>Bottom: Reversal 66% of the time.</p> <p>If pattern fails to have price reversal, Look at cup and handle pattern.</p>	 <p>ROUNDED TOP "BEARISH"</p> <p>ROUNDED BOTTOM "BULLISH"</p>
<p><b>Head &amp; Shoulders/ Inverse Head &amp; Shoulders</b></p> <p>Breakout trade, wait for confirmation.</p> <p>Patterns with a downwards or upwards sloping neck perform better.</p> <p>Patterns with an extended right shoulder perform worse.</p> <p>If there is no significant trend beforehand expect a weak breakout.</p> <p>Average Success rate 83%</p>	 <p>INVERSE HEAD AND SHOULDERS "BULLISH"</p> <p>HEAD AND SHOULDERS "BEARISH"</p>	<p><b>V Top / Bottoms</b></p> <p>Price trends on direction then reverses usually at the same angle.</p> <p>Price sharply rises or declines in a tight channel, when channel is broken watch for the V shape to form. Enter on breakout of neckline.</p>	 <p>V TOP "BEARISH"</p> <p>V BOTTOM "BULLISH"</p>
<p><b>Extended V Top / Bottoms</b></p> <p>Price trends one direction then reverses usually at the same angle. Break out trade.</p> <p>Traded similar to cup and handle Price sharply rises or declines, then forms a flag, pennant, triangle or rectangle and breaks out.</p>	 <p>V TOP "BEARISH"</p> <p>V BOTTOM "BULLISH"</p>		

### Rectangle

Minimum 5 touches required, taller patterns perform better

Top 63% chance of upwards breakout. partial rise predicts breakout 75%, partial decline 70%

Bottom: 59% chance of upwards breakout, partial rise predicts breakout 75%, partial decline 77%



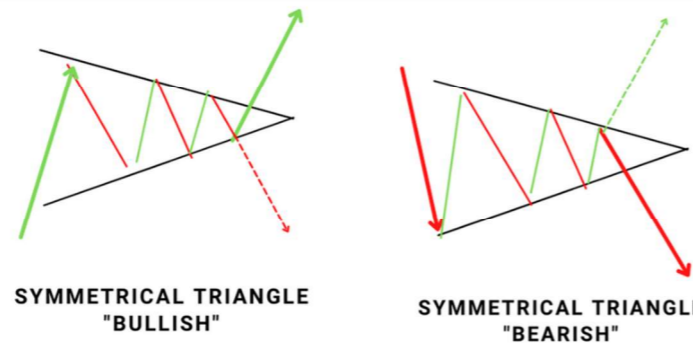
### Symmetrical Triangle

Requires at least 5 touches.

Upwards Breakout 60% of the time, when pattern is 73% complete.

Downwards Breakout most of the time, when pattern is 74% complete.

Average success rate 72%



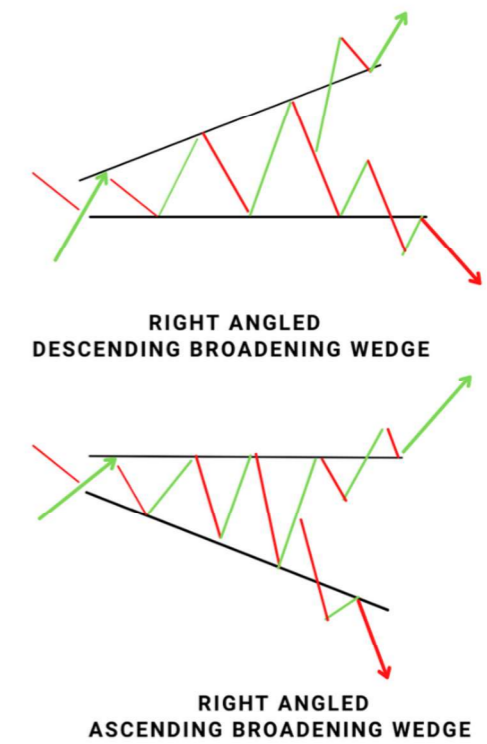
### Right Angled Descending/ Ascending Broadening Wedge

Requires at least 5 touches. Taller patterns perform better than shorter ones. Patterns both tall and wide outperform.

There should be a partial rise of decline usually before breakout.

Ascending: Usually upwards trend prior to pattern, upwards breakout 54% of the time, partial rise works 63% of the time while decline works 81%

Descending: Breakout upwards 63% of the time, Partial rise works 50% of the time, decline works 76% .



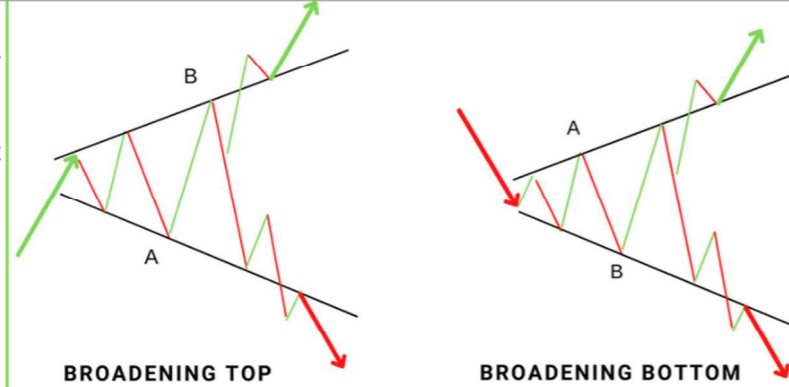
### Broadening Top / Bottom

Requires at least 5 touches. There should be a partial rise or decline before breakout usually.

Top: Price usually trends upward first, breakout upward 61% downward 39%. Buy at A or short at B

Bottom: Price usually trends downward first, upwards breakout 59% of the time downward 41%.

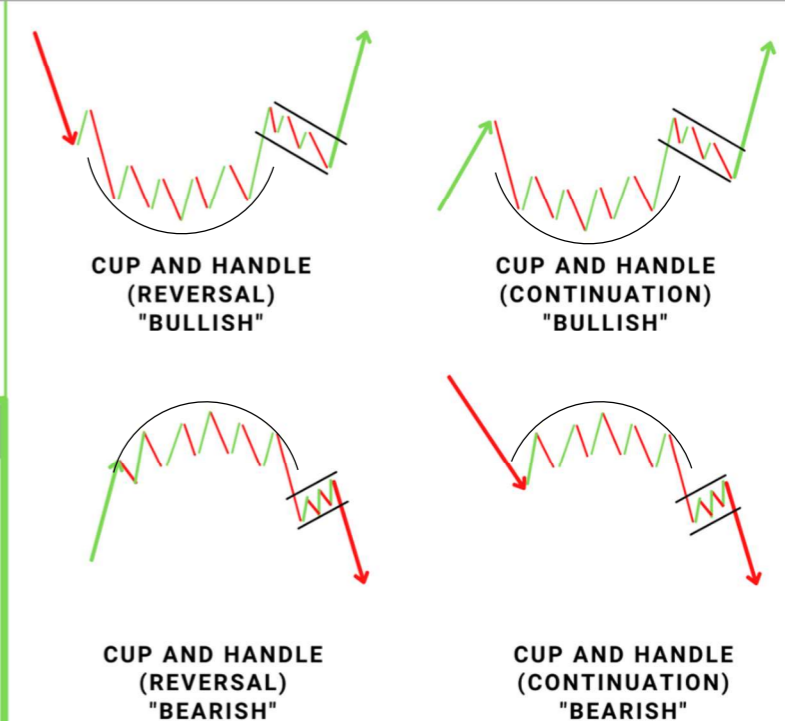
Short at A or buy a B



### Cup and Handle

Breakout trade. Enter at the handle breakout and place stops above/below handle.

Average success rate is 76%



### Diamond Top / Bottom

Breakout trade, Price should touch each trendline 1-2 times, the diamond is usually sloped to one side.

Bottom breaks up 79% of the time, top breaks down 95% of the time.

Strong move into the diamond means strong move after. increasing volume better.

